

Dispatcher Phoenix Use Case 02

xxx Benefits Group = Finance/Insurance =

CUSTOMER PROFILE

- Providing employee benefit solutions, products and services to employees, insurance brokers and employers.
- Organization with 100-199 employees

KM SALES

- BUS Direct Sales
- Account Manager: xxx

CUSTOMER NEEDS

“xxx Benefits needed a simple scanning tool to deliver insurance claims and applications to a SharePoint repository. The training requirements for the document scanning solution need to be simple and require less than five minutes to train new scan operators. “

SOLUTIONS

Dispatcher Phoenix Office Package for 3 MFPs with Convert to PDF & Barcode Processing

KEY SUCCESS FACTORS

“The client initially asked sales rep about the scanning options from the KM MFD. He asked me to explain the various scanning solutions KMBS offers. We focused on 1) Dispatcher Phoenix's tight integration with KM MFDs, 2) one Partner / vendor for hardware and software solutions, and 3) local support for the entire solution. “

ADDITIONAL INFORMATION/COMMENTS

- 1) Prior to scanning, client document processors separate claims, applications and scanned documents by inserting a barcode separator page to mark the beginning of a new document set.
- 2) Load documents into the KM bizhub document feeder and select the "Scan to SharePoint" button on the bizhub panel.
- 3) Dispatcher Phoenix (DP):
 - a) separates documents based on the barcode
 - b) DP names the document using client standard naming convention of sequential document number and scan date and time, for example the first document scanned on July 27, 2020 at 8:00 a.m. will be "0000001_ 20200727080000"
 - c) DP creates full text searchable PDF document
 - d) DP routes document to SharePoint Online repository

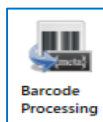
CAPTURE




PROCESS



Convert to
PDF



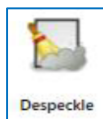
Barcode
Processing



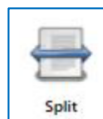
Rename



Deskew



Despeckle



Split

DISTRIBUTION



SharePoint
Online